

QUICK START GUIDE

We recommend that you take a few minutes to read this guide carefully before use.

Thank you very much for purchasing the Mouse Computer' s Fingerprint Reader FP01 for Windows Hello feature.

■ FCC DECLARATION OF CONFORMITY

This device complies with Part 15 of the FCC Rules. Operation is subject to the following two conditions:

(1) This device may not cause harmful interference, and (2) this device must accept any interference received, including interference that may cause undesired operation.

This device has been tested and found to comply with the limits for Class B Personal Computers and peripherals, pursuant to Part 15 of the FCC Rules. These limits are designed to provide reasonable protection against harmful interference when the device is operated in a residential environment. This device generates, uses and can radiate radio frequency energy, and if not installed and used in accordance with the instructions, may cause harmful interference to radio communications.

However, there is no guarantee that interference will not occur in a particular installation. If you determine the device does cause harmful interference to radio or television reception (this may be determined by monitoring the interference while turning the device off and on), you are encouraged to try to correct the interference by one of the following measures:

- Reorient or relocate the receiving antenna.
- Increase the separation between the device and receiver.
- Connect the device into an outlet on a circuit different from that to which the receiver is connected.
- Consult the dealer or an experienced radio or TV technician for help.

■ CAUTION

KEEP THIS DEVICE OUT OF REACH OF CHILDREN

Children may accidentally swallow because this device is very small.

DO NOT TOUCH THE USB TERMINAL WITH WET HANDS

For example, the USB terminal gets wet, the circuit may short-circuit and cause damage.

DO NOT USE THIS DEVICE NEAR WATER

For example, near a bathtub, kitchen sink, laundry tub, or in a wet basement.


DO NOT TOUCH THE DEVICE IF YOU SEE LIQUID LEAKING AROUND

DO NOT DISASSEMBLE OR MODIFY THE DEVICE

■ SPECIFICATION

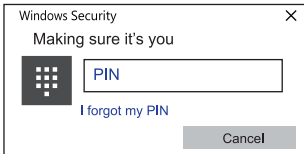
Platform	OS Requirement	Windows 10(with build -in Driver) to support Windows Hello
Interface	Port	USB 2.0
	Power Source	USB Bus Powered
Dimensions	L x W x H	21.0mm x 14.0mm x 8.0mm
Weight	Net Weight	5.0g
Temperature	Storage	-30°C to +70°C
	Operating	0°C to +50°C

*We reserve the right to change description, appearance including monitor and specifications without notice.



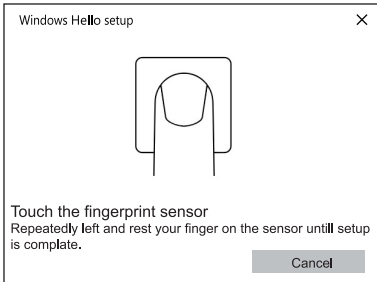
■ SETTINGS

1. Connect your device to your PC
 - Plug your FP01 into any available USB port on your PC
2. Wireless or wired network connection
 - Install the build-in driver over a wireless or wired (Ethernet) network connection on your PC
3. Go to the Windows Start menu and select Settings
4. Click on accounts
5. Select "Sign-in options" and then click on Fingerprint "Set up"
6. You will see Fingerprint option is available to set up under windows hello. Click on "Get started"

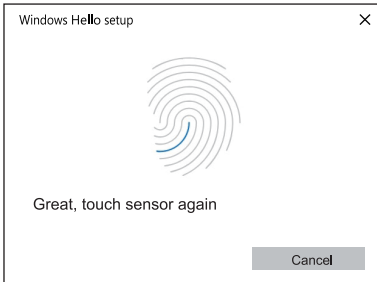


7. Type in PIN when asked . Or create one if you don't have one already.

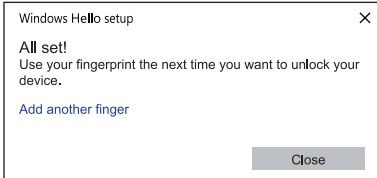
*You need to set up a PIN code before you are allow to use Windows Hello. So click the "Add" button under "PIN" to set that up.



8. Scan your finger on the fingerprint reader



9. You will have to do this multi times to give the scanner get a good picture of your prints



10. Once you complete setup, you will see "All Set!" and then click "close" button
 - ※ We recommend to setup at least two fingers for your account. Registering multiple fingerprints makes using a little easier.

If your FP01 Fingerprint Reader does not work, please link to a page on https://www2.mouse-jp.co.jp/ssl/user_support2/fp01.asp

